

2 VOCABULARY

A Complete the ID cards. Use the class list below.


UNIVERSITY

STUDENT ID First name: **Yukiko**
 Last name: _____
 ID number: 488
 Male _____
 Female




UNIVERSITY

STUDENT ID First name: _____
 Last name: **Cruz**
 ID number: _____
 Male
 Female _____



UNIVERSITY

STUDENT ID First name: **Carlos**
 Last name: _____
 ID number: _____
 Male
 Female _____



UNIVERSITY

STUDENT ID First name: **Liling**
 Last name: _____
 ID number: _____
 Male _____
 Female



Class List: English 101		
Last name	First name	Student ID number
Akita	Yukiko	488
Cruz	Alberto	307
Ramalho	Carlos	592
Wong	Liling	169

Numbers 0–10

0 zero	4 four	8 eight
1 one	5 five	9 nine
2 two	6 six	10 ten
3 three	7 seven	

B Listen. Check your answers. CD 1 Track 2

C Make a student ID card for a partner. Ask him or her these questions.

What's your first name?

What's your last name?


What's your ID number?


LESSON **A** HI!



Students say "Hi" outside of school.

1 VIDEO Carlos's Day

A  Watch the video. Repeat the sentences aloud as you watch.

B  Watch the video again. This time, some sentences will be blank. Match the correct answers to complete the conversation.

- | | |
|---------|---------------------|
| 1. ____ | a. She's a student. |
| 2. ____ | b. See you! |
| 3. ____ | c. Hi! |
| 4. ____ | d. Bye! |
| 5. ____ | e. Hello! |
| 6. ____ | f. He's a student. |

C   Now say "Hi" and "Bye" to a partner.