

4 SPEAKING

A   **Pronunciation: Contractions with be.** Practice saying these full and contracted (shorter) forms with a partner. Then listen and repeat. CD 1 Track 5

I am → I'm → I'm a student.

What is → What's → What's your name?

It is → It's → It's nice to meet you.

B  **Pronunciation: Contractions with be.** Say the words in blue with your instructor. Then listen to the audio. Circle the words you hear. CD 1 Track 6

1. A: Hi, I am / I'm Ken.

B: What is / What's your last name, Ken?

A: It is / It's Tanaka.

B: Great. And what is / what's your student ID number?

A: It's 524.



2. A: What is / What's your name, please?

B: It is / It's Maria Fuentes.

A: Hmm, you are / you're not on my class list. Your last name is Fuentes?

B: Yes, that is / that's right.

C  **Pronunciation: Contractions with be.** Practice the dialogs in **B** with a partner.


D   Listen to the conversation. Then practice with a partner. CD 1 Track 7

LILING: Hi, my name's Liling. What's your name?


ALBERTO: Hi, Liling. I'm Alberto, but please call me Beto. It's my nickname.

LILING: Okay, Beto. Nice to meet you.

ALBERTO: It's nice to meet you, too.

E  Practice the conversation again with your partner. Use your own names.

SPEAKING STRATEGY

F  Use the Useful Expressions. Meet six classmates. Write their names in the box.

My classmates

1. _____
2. _____
3. _____
4. _____
5. _____
6. _____



Useful Expressions

Introducing yourself

Hi, what's your name?

Hi, my name is Liling.

I'm Liling. / It's Liling.

My name is Mr. Porter.

I'm Alberto, but please call me Beto.

(It's) nice to meet you.

(It's) nice to meet you, too.

Speaking Tip

You can use *My name is...* or *I'm...* to introduce yourself.

G  Say your classmates' names to a partner.

3 LISTENING

A Answer the questions with a partner.

- How do you spell your name?
- Do you have a nickname (another name) or a short name?
- What is your email address?

My last name is
Diaz.

How do you spell
that?

It's spelled D-I-A-Z.

i Reading email addresses

@ = "at"
.com = "dot com"
.edu = "dot e-d-u"

Common types of email addresses

(business name) .com
(school name) .edu
(organization name) .org

B Listen for details. Listen. Fill in the nicknames. Then fill in Joshua's last name.
CD 1 Track 3

HELLO

1. My name is Joshua.

In this class, call me: _____.

HELLO

2. My name is Yukiko Akita.

In this class, call me: _____.

Email address: Yukiko@ _____.

HELLO

3. My name is Alberto Cruz.

In this class, call me: _____.

Email address: Alberto@ _____.

HELLO

4. My name is Liling Wong.

In this class, call me: _____.

Email address: Liling@ _____.



C Listen to the full conversation. Complete the email addresses. CD 1 Track 4

D Say and spell the names and email addresses of each person with a partner.

The English Alphabet consists of 26 letters.

No.	Capital Letter	Small Letter	Phonic Symbol	How to read
1	A	a	/eɪ/, /æ/	a
2	B	b	/bi:/	bee
3	C	c	/si:/	cee
4	D	d	/di:/	dee
5	E	e	/i:/	e
6	F	f	/ɛf/	ef
7	G	g	/dʒi:/	gee
8	H	h	/(h)eɪtʃ/	(h)aitch
9	I	i	/aɪ/	i
10	J	j	/dʒeɪ/	jay
11	K	k	/keɪ/	kay
12	L	l	/ɛl/	el
13	M	m	/ɛm/	em
14	N	n	/ɛn/	en
15	O	o	/oʊ/	o
16	P	p	/pi:/	pee
17	Q	q	/kju:/	cue
18	R	r	/ɑ:r/	ar
19	S	s	/ɛs/	ess
20	T	t	/ti:/	tee
21	U	u	/ju:/	u
22	V	v	/vi:/	vee
23	W	w	/dʌbəl.ju:/	double-u
24	X	x	/ɛks/	ex
25	Y	y	/waɪ/	wy
26	Z	z	/zi/zɛd/	zee/zed

A
B
C
D
E
F
G
H
I

Ei
Bi
Ci
Di
I
Ef
Yi
Eich
Ai

J
K
L
M
N
O
P
Q
R

Je
Ke
El
Em
En
Ou
Pi
Kiu
Ar

S
T
U
V
W
X
Y
Z

Es
Ti
Iu
Vi
Dabliu
Ex
Uai
Zi