

SWAM BASIC ENGLISH 1

Week 6

Wednesday April 21st, 2021.

Activity 1: Song "Pretty Woman"

Objective: Sing a song to practice the Present Simple Tense

Instruction: Watch the video and sing the song

<https://www.youtube.com/watch?v=eUI9CD1Fv9k>

Activity 2: Personal items / Demonstrative adjectives

Objective: Identify and describe objects





Instruction: Watch the video. Describe objects using THIS/ THAT/ THESE/ THOSE

-Things that I have or own (video)

<https://www.youtube.com/watch?v=a9PcjJGSp-0>

-Demonstrative adjectives (video)

<https://www.youtube.com/watch?v=2BHjYUx5LCE>

This Singular For example: I like <u>this</u> apple. 	That Singular For example: I like <u>that</u> apple. 
These Plural For example: I like <u>these</u> apples. 	Those Plural For example: I like <u>those</u> apples. 

Personal Items



earrings



a necklace



a pendant



a bracelet



a ring



a watch



a belt



a wallet



a purse



a briefcase



a backpack



an umbrella



a cell phone



glasses



sunglasses



a keychain



a handkerchief



a headband




a scarf




make up

DIALOGUE 1

1) A: Excuse me Mona, is **this** your watch? 


B: Yes, it's my watch. Thanks!



2) A: Excuse me Mona, are **these** your shoes? 


B: No, they aren't. My shoes are red.



3) A: Excuse me Mona, is **that** your laptop? 

B: Yes, it's my laptop. Thanks!



4) A: Excuse me Mona, are **those** your glasses? 

B: No, they aren't. My glasses are here.



Activity 3: Household items and Prepositions of place

Objective: Identify objects in the house and learn the prepositions of place


Instruction: Say where things are

-Household items

https://www.youtube.com/watch?v=tJUFXOma_o4

-Prepositions

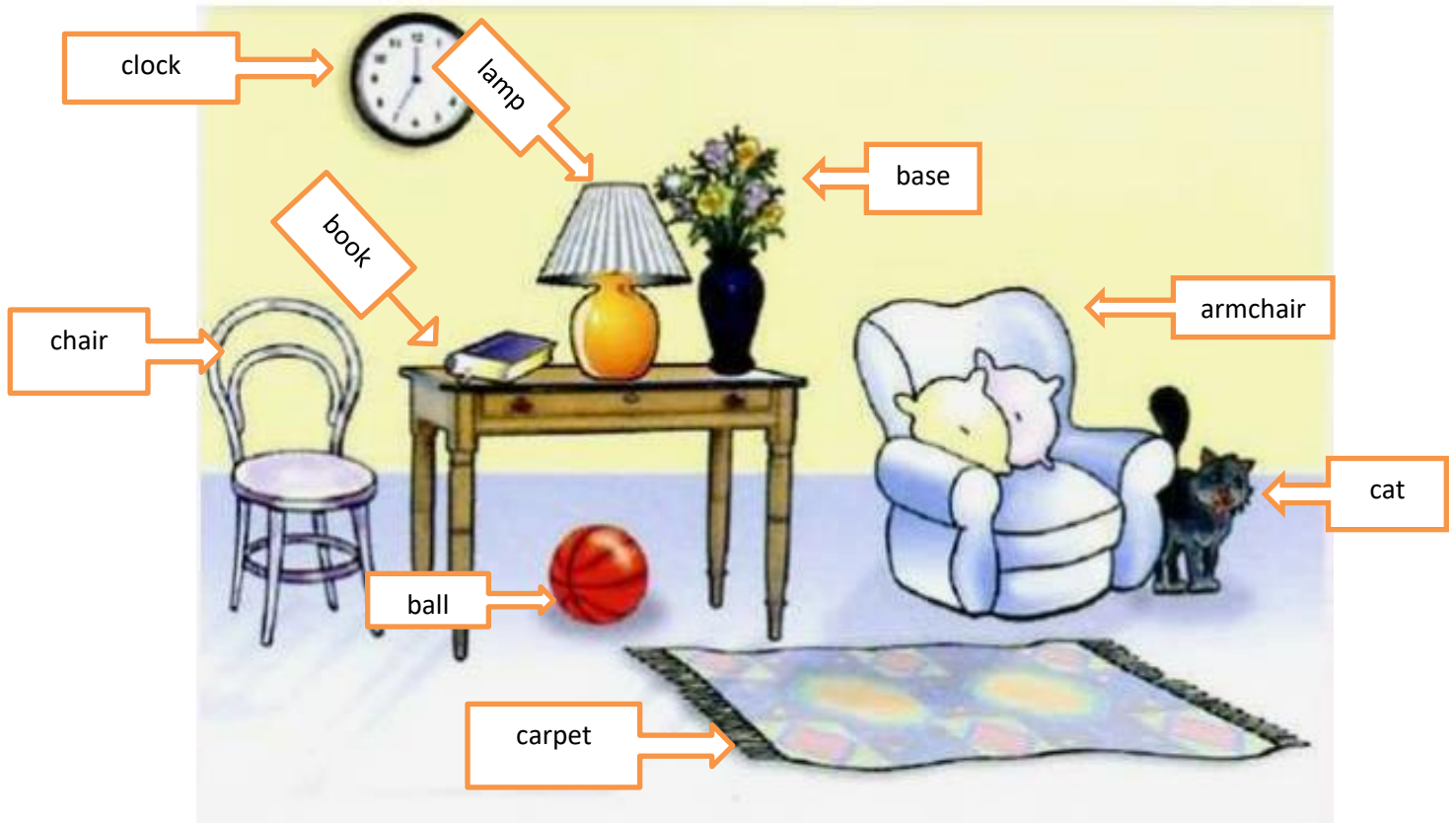
<https://www.youtube.com/watch?v=IhUzq16KM48>



DIALOGUE 2

1) A: Where is the lamp?

B: The lamp is on the table.



Activity 4: Song "Chiquitita"

Objective: Sing a song to practice the Present Simple Tense

Instruction: Watch the video and sing the song

Song 2

<https://www.youtube.com/watch?v=sFU9ahXsIO4>

TASK

Answer the live worksheet

<https://www.liveworksheets.com/pb692550kp>

1 Observe the picture

2 Read the sentences and choose the correct preposition

3 Click on FINISH

4 Click on MAIL MY ANSWERS

5 Write your name and class

6 The teacher's email: inglesbasico1.suam@gmail.com

7 READY!